



SOUTHWARD MUSEUM THEATRE

Technical Specifications

Booking and Events Co Ordinator:

Levi Hampton

levi@southwards.co.nz

0272000879

www.southwardcarmuseum.co.nz

Stage Dimensions

Setting line is the upstage edge of the proscenium

Stage Surface	Tongue and Groove non painted Wood
Stage Height	1000mm From Auditorium Floor
Proscenium Arch	12200mm wide x 4500 high
Stage Depth	3700mm Front edge of stage to setting line 11600mm Setting Line to Upstage Wall

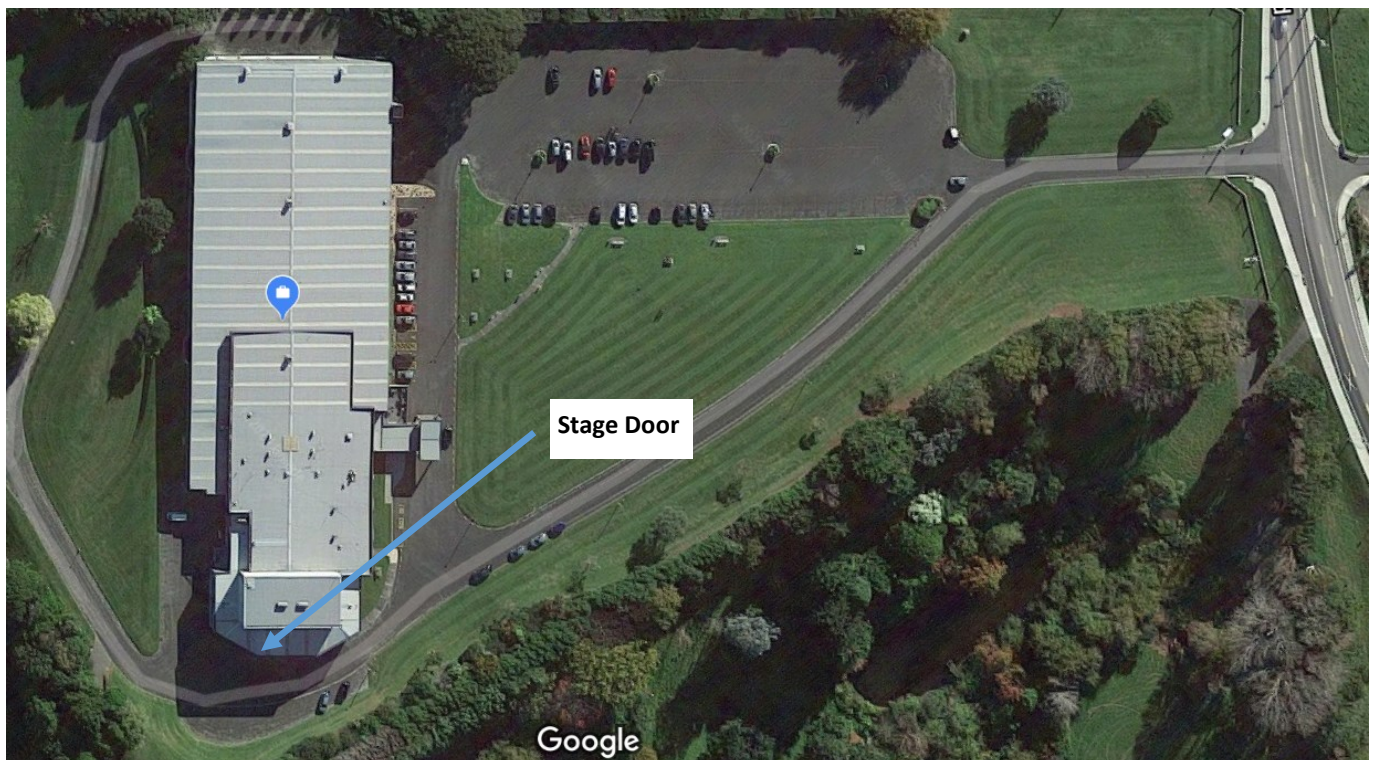
Dock/Stage Access Dimensions

Loading Dock Door	3500mm wide x 5000mm High
Upstage Scene Door	3500mm wide x 5000mm High

Vehicle Access and Parking

Vehicle access is via Otaihanga Road. Follow signage to find stage door. The access road to the stage door is shared with the Museum Workshop so it is important to leave an area wide enough for traffic to freely pass.

Truck parking is allowed and there is space for 30 staff/crew vehicles onsite. Parking is free.



Masking

All Venue Draping is maintained with a current application of fire-treatment. Documentation of this is available on request. Any drapery or fabric drops brought into the venue must be fire treated.

1x House Curtain

5x Pairs of Black Legs 4000mm wide x 5500mm High

5x Black Borders 16000mm wide x 1200mm High

1x Black Tab 8500mm wide x 5500mm High

2x Tab Tracks

1x White Cyc Screen (Fixed) 12600mm wide x 5000mm High

Sound System

Our sound system is designed to provide excellent coverage throughout the theatre and is suitable for Theatre, Music Theatre, Dance Recitals and Concert Applications.

Mains 8x RCF HDL-20 Line Array Cabinets

 2x RCF 8006-AS Subwoofers

Console 1x Midas M32

Snake 1x Midas DL-32 Digital Snake

Monitors 2x DB Flexsys FM12

Power

Standard 10A outlets are located throughout the Auditorium

Stage

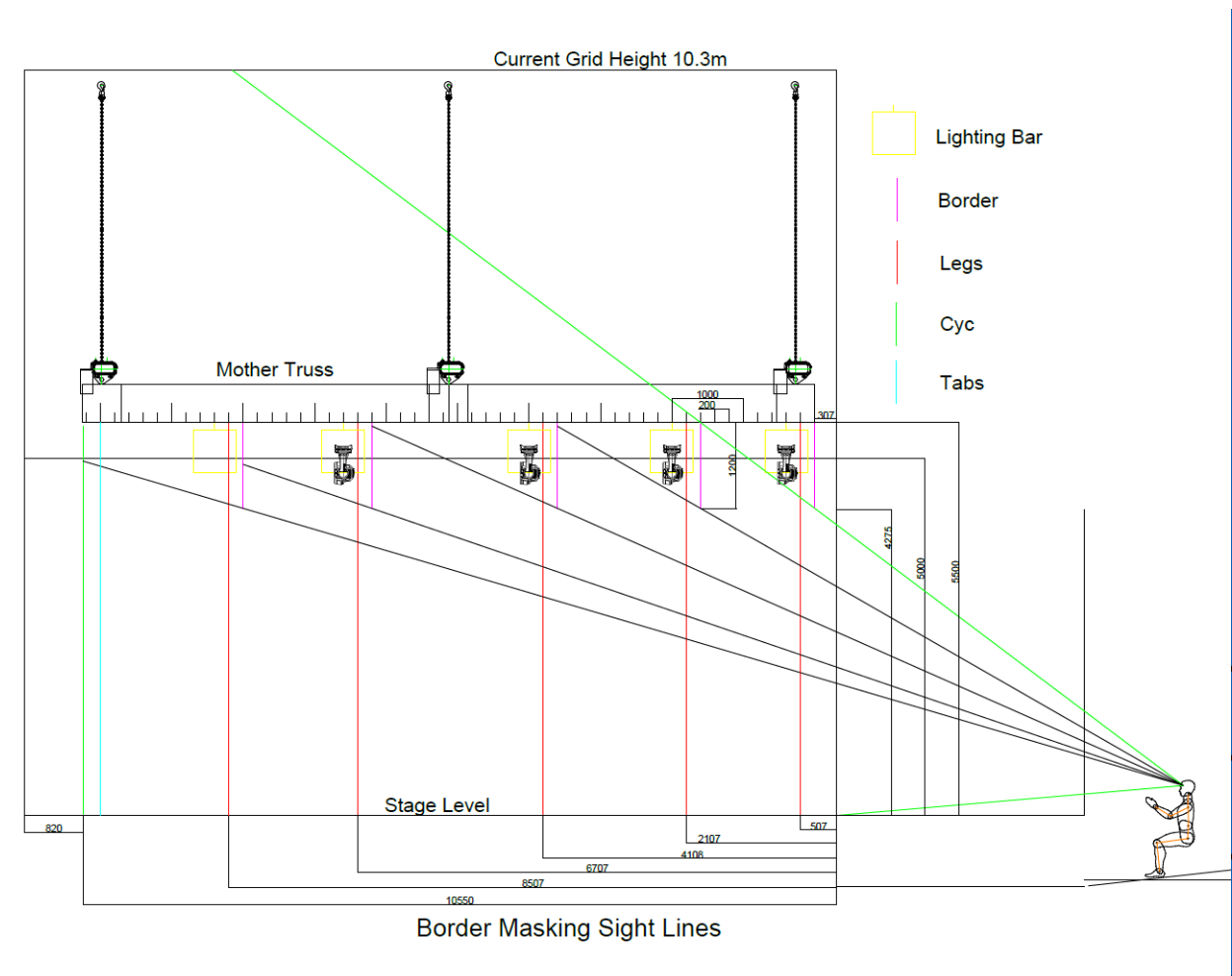
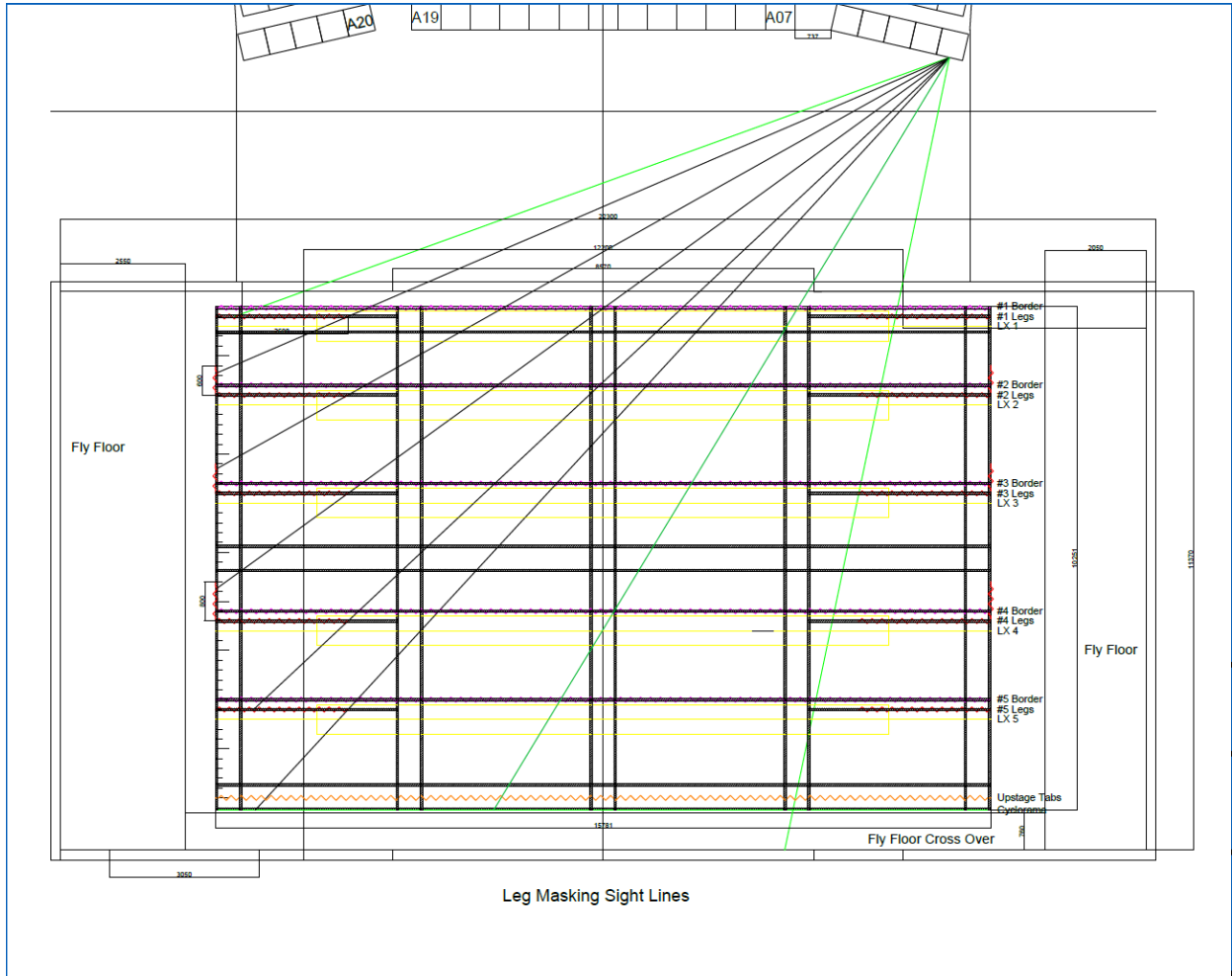
Dimmer Room (To rear of Auditorium) 4x 32a 3 Phase

DS (Perch Left and Right) 2x 16a Dedicated Line Outlets for Sound

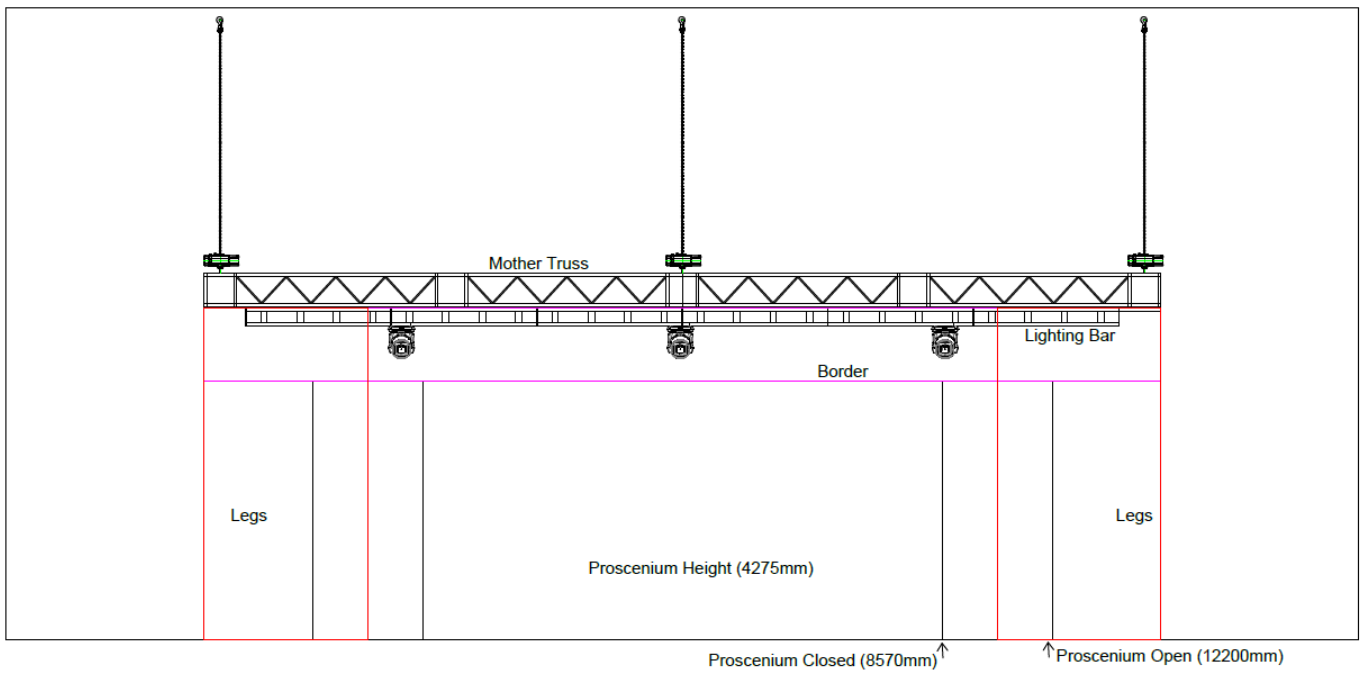
DSL (Stage Level) 2x 32a 3 Phase

DSL (Gallery Level) 6x 32a 3 Phase

Sight Lines/Masking Positions



Current Grid Height 10.3m



View from Auditorium through Proscenium wall

Rigging and Hanging Information

As seen on previous drawings the lighting hanging method is from one Motor Flown Box Truss Grid. Entire lighting rig is added to the grid at once and the grid is then flown to Dead Height. Lighting adjustments are made with provided Scissor lift or Ladder.

LX Bars 5x 16000mm Wide Ladder Truss (500KG Distributed Load) Power is from Socapex 6 way looms.

Lighting System

Use of the following equipment is NOT included in the venue hire price, contact Levi Hampton for prices.

Fixture Stock	<i>All fixtures are fitted with Suitably Rated Clamps and Safety Wires</i> 8x Selecon Pacific 23-50 12x Selecon Rama Fresnel 1200w with Barn Doors 12x Litecraft LED Cans (RGB) 8x Chauvet Ovation (RGBAL) 23-50 12x Chauvet Maverick Mk3 Wash Moving Head 16x Chauvet Maverick Mk2 Profile Moving Head
Control Equipment	GrandMA 2 On PC with Command Wing
Dimmers	4x Theatre Light 12 Channel Dimmers
Power Distro	1x 30 Channel Distro Rack
House Lights	Independent dimming system (Philips Dynalite) with Controls at SM Panel and Foyer. Control provides 3 presets (Full, Medium and Low) as well as Manual up/down control. This system can be DMX Controlled.

Backstage Facilities

Dressing Rooms	<p><i>4x at Stage Level 1x on first floor. All Dressing Rooms have Mirrors and are well lit.</i></p> <p>Dressing Room 1: 20PAX, toilet and shower Dressing Room 2: 5PAX, toilet and shower Dressing Room 3: 3PAX Dressing Room 4: 5PAX toilet and shower Dressing Room 5: 20PAX, toilet and shower</p>
Green Room	Small Kitchen Space with Oven/Stovetop, Fridge and Microwave.
Bathrooms	2x Female and 2x Male toilets backstage (not wheelchair accessible)
Laundry	No Laundry Facilities available
Internet	Free Wireless Guest Network Available
Comms	<p>1x Altair Dual Channel base-station 4x Altair Belt Packs 4x Altair Headsets No fixed patch points, please stipulate where you would like each comm located</p>
Wheelchair Access	Dressing rooms 1 through 4 and Green Room on the same level as stage. Accessible toilets in foyer.
Blue Lights	Only on Side of Stage
Air Conditioning	BOH area is fresh air supply ONLY. All dressing Rooms and the Greenroom have an electric heater inside.
First Aid	First Aid Kit Located inside Green Room